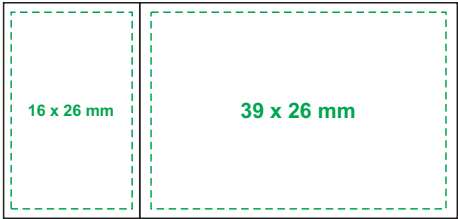


Obszar tampondruku
Pad printing area

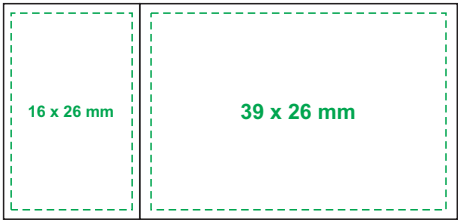
Strona A
Side A

60 mm

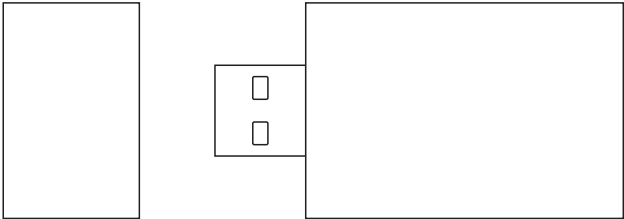


28,5 mm

Strona B
Side B



Lokalizacja złącza (strona A)
Connector location (side A)



Obudowa
Housing

